



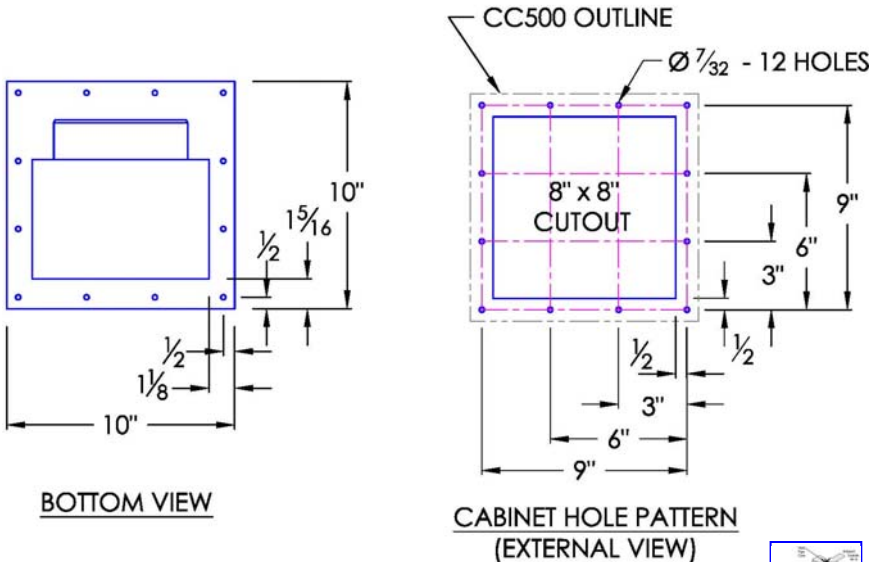
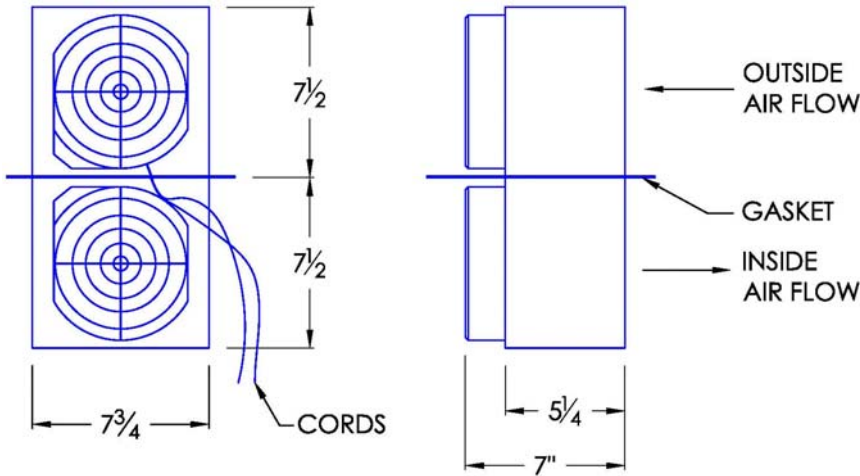
CC500 & CC500P* COMPACT CABINET COOLER AIR-TO-AIR DROP-IN MODEL

Model	Weight	Rating @ 20°C ΔT BTU / hr	Amps Current Draw at 115 volts AC	Fan Size	Dimensions-Inches (H x W x D)
CC500	11 lbs	2,400	0.6	2 x 6"	15 x 7-3/4 x 7

Efficiency : 35.2 Watts / °C ΔT based on average internal cabinet temperature.



Available upon request




[SEE HOW CABINET COOLERS WORK - CLICK HERE >>](#)



SPECIFICATIONS

1. RATED COOLING: 704 WATTS AT 20°C ΔT.
(35.2 W/°C, MOUNTED TO AN UNINSULATED 72" x 36" x 24" CABINET).
2. EXTENDS 7-1/2" INTO CABINET.
3. ALUMINUM HOUSING (COLOR IS BLACK) OR STAINLESS STEEL.
4. EQUIPPED WITH MOUNTING GASKET TO MAINTAIN AIR TIGHT SEAL.
- * 5. "P" UNIT IS PRESSURE TESTED TO ASSURE WATER TIGHT SEAL.
6. UL / cUL LISTED UNITS ALSO AVAILABLE UPON REQUEST (UL FILE # SA9567).
7. AVAILABLE WITH 115VAC, 230VAC, AND 12VDC, 24VDC, 48VDC FANS.
8. VERTICAL (BEST POSITION) AND HORIZONTAL MOUNTING OK.
9. OPTIONAL FILTER KIT AVAILABLE.



883309