

Vertical Mount Bottom Flow

Standard Features
Options
Technical Data
Air Flow

ICEcube

Cooling Solutions



6,000 & 8,000 BTUH - 120/230/400/480 VAC
Air Conditioners

Bottom cool air flow units are designed to provide more flexibility and increased efficiency in the cooling enclosed electronics when the heat source is concentrated in the lower portion of the enclosure.



Standard Features

- Digital temperature controller with alarm.
- Built-in condensate evaporator.
- Durable 16 gauge welded steel construction.
- Efficient, quiet, long lasting rotary compressor.
- Environment friendly HFC refrigerant.
- Easy pull-out filter.
- UL Listed.
- Space saving aesthetic cabinet design.
- Designed to mount on side of enclosure while maintaining NEMA type 12, 3R, 4, or 4X integrity.



Options & Accessories

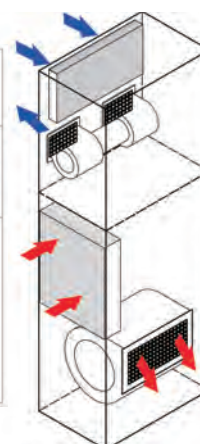
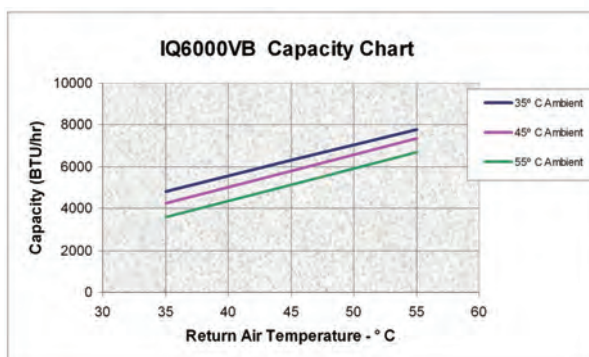
- Stainless Steel
- Remote Controller Kit
- Replacement Filters
- Corrosive Packages
- External Heat Output
- Alarm Output
- Low Ambient

Technical Data


Model	BTU/Watts	Volts	Max Amps	Max Temp °F/°C	Weight (lbs/Kg)	Dimensions (In/mm)
IQ6000VB	6000/1759	120/60	11.2	131/55c	115 / 52.2	H 45.53" (1157mm) x W 15.93" (405mm) x D 10.34" (263mm)
IQ6000VB	6000/1759	230/60/50	5.4/5.9	140/60c	115 / 52.2	H 45.53" (1157mm) x W 15.93" (405mm) x D 10.34" (263mm)
IQ6000VB*	6000/1759	400/60/50	2.6/2.8	131/55c	132 / 59.9	H 49.59" (1260mm) x W 15.93" (405mm) x D 10.34" (263mm)
IQ6000VB	6000/1759	480/60/50	2.6/2.8	131/55c	132 / 59.9	H 49.59" (1260mm) x W 15.93" (405mm) x D 10.34" (263mm)
IQ8000VB	8000/2345	120/60	17.1	131/55c	115 / 52.2	H 45.53" (1157mm) x W 15.93" (405mm) x D 10.34" (263mm)
IQ8000VB	8000/2345	230/60/50	9.0/9.9	140/60c	115 / 52.2	H 45.53" (1157mm) x W 15.93" (405mm) x D 10.34" (263mm)
IQ8000VB*	6000/1759	400/60/50	4.3/4.7	131/55c	132 / 59.9	H 49.59" (1260mm) x W 15.93" (405mm) x D 10.34" (263mm)
IQ8000VB	6000/1759	480/60/50	4.3/4.7	131/55c	132 / 59.9	H 49.59" (1260mm) x W 15.93" (405mm) x D 10.34" (263mm)

* 400 VAC is only available as a non UL listed model.

6000, & 8000
BTUH



Blue arrow: Conditioned Enclosure Air Flow
Red arrow: Ambient Air Flow



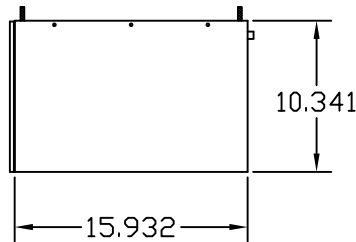
Vertical Mount Bottom Flow

6,000 & 8,000 BTUH - 120/230/480 VAC
Air Conditioners


Specification Drawings

Drawings are for illustration purposes of 120/230V units only. Data is subject to change.

IQ6/8000VB
TOP VIEW

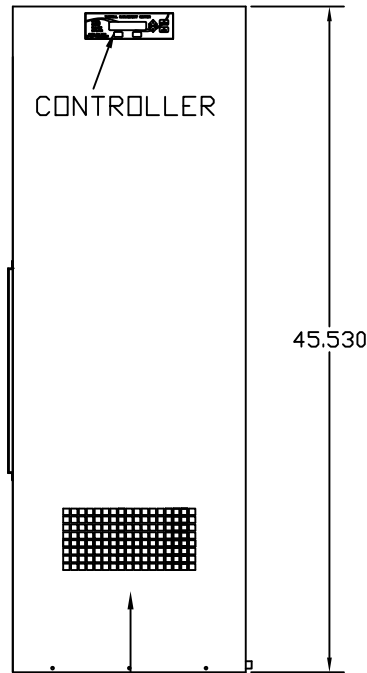


IQ6/8000VB
LEFT SIDE VIEW



AMBIENT
AIR INLET

IQ6/8000VB
FRONT VIEW



AMBIENT
AIR OUTLET

IQ6/8000VB
RIGHT SIDE VIEW

